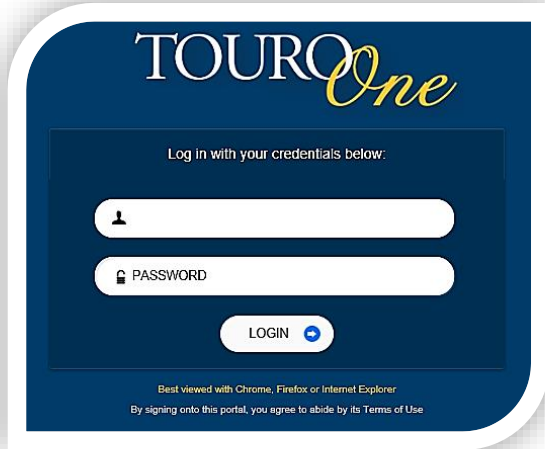
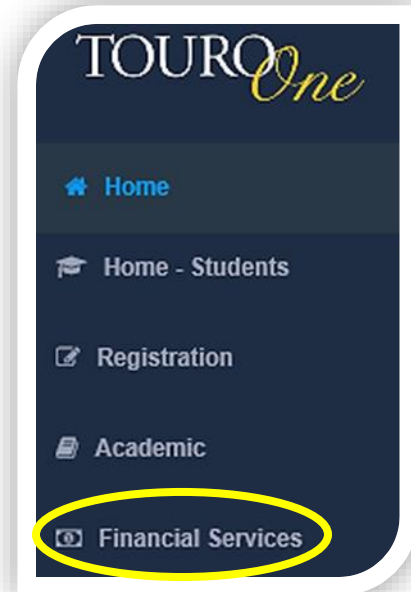


How to Sign Up for eRefunds

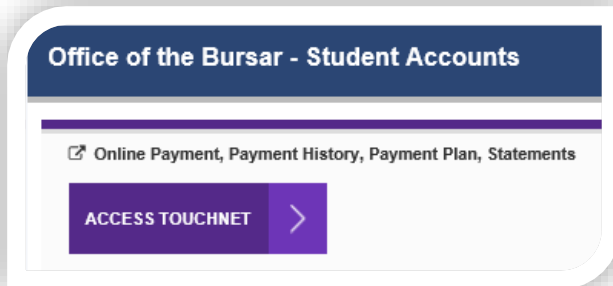
1. To enroll in direct deposit, log into the [TouroOne portal](#).



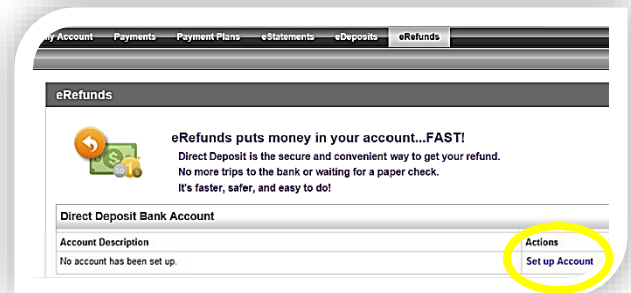
2. Click the *Financial Services* tab on the left side of the page.



3. Click *Access TouchNet* under the Office of the Bursar's section



4. Click the eRefunds option at the top and click *set up account*.



Do you have questions? Please contact the TouroOne Nonstop Help Desk at:

1-844-868-7666

help.touroone@touro.edu